

Fluffy Slime



Ingredients

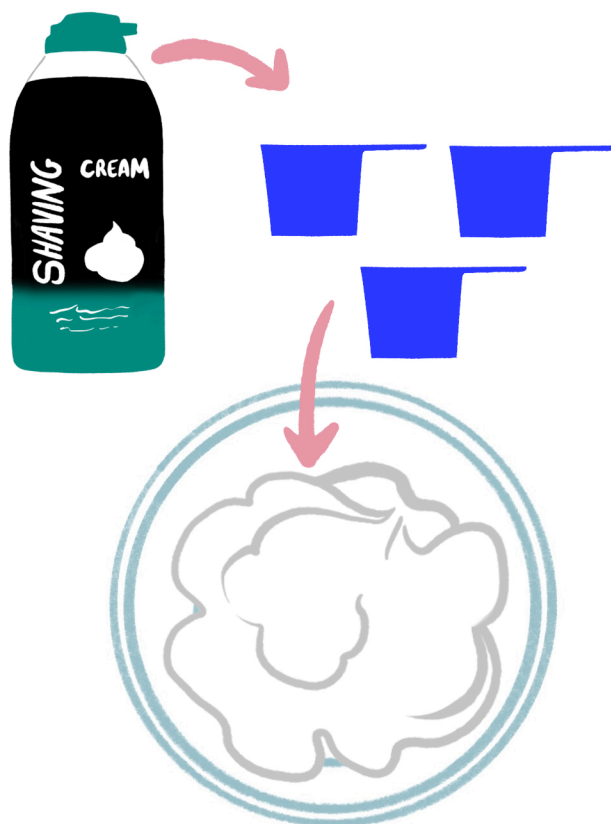
- Shaving Cream
3 cups (750 ml)
- Elmer's School Glue
1/2 cup (120 ml)
- Baking Soda
1/2 teaspoon (2.5 ml)
- Contact lens Solution with
boric acid as an ingredient
1 tablespoon (15 ml)
- Food Dye any colour
a few drops, add more for a
more intense colour.

METHOD

Step 1: Add Elmer's School Glue to the Bowl



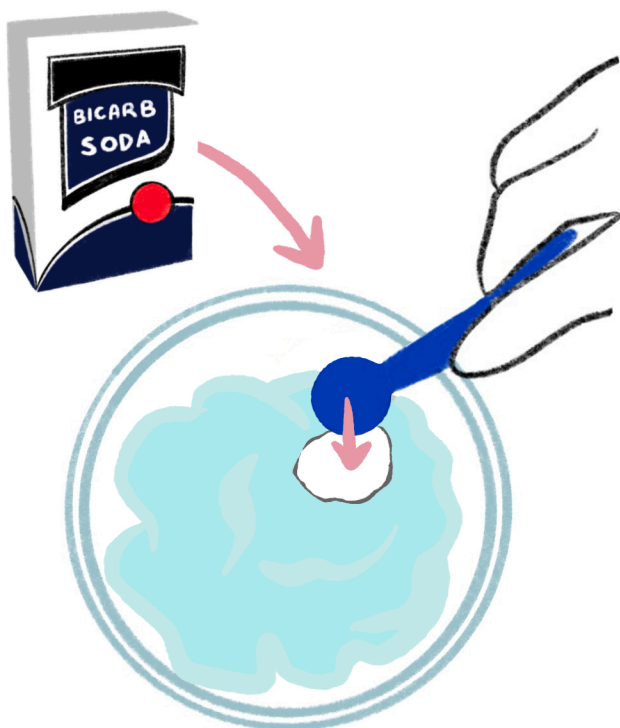
Step 2: Add shaving cream to a bowl.



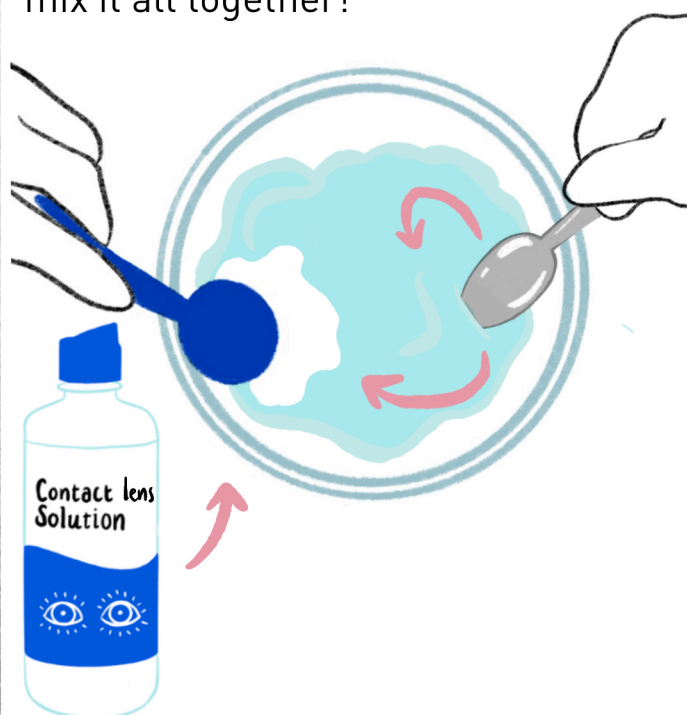
Step 3: Add your desired colour and mix everything together. Making sure all the glue is stirred through.



Step 4: Add baking soda to the bowl and mix through.



Step 5: Add 1 tablespoon (15 ml) contact solution to the bowl and mix it all together!



Step 6: Take it out and knead between your hands until it is no longer super sticky.



(Add a few more squirts of contact lens solution if it is still too tacky).